



BEE-BALL



Instructions for ZY-015 Backboard & Ring



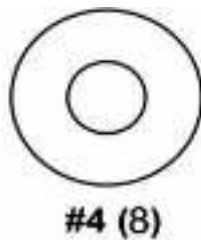
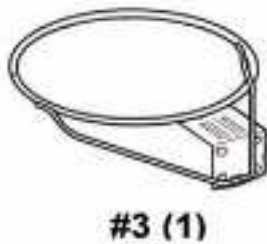

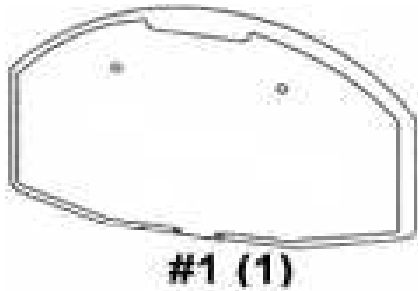
BEE-BALL



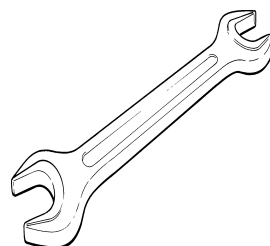
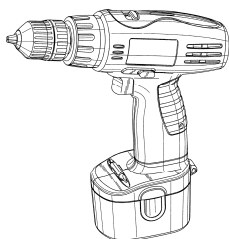
Parts List:

| Item | Quantity | Description |
|------|----------|-------------|
| 1 | 1 | Backboard |
| 2 | 4 | Bolt |
| 3 | 1 | Rim |
| 4 | 8 | Washer |
| 5 | 1 | Net |
| 6 | 4 | Nut |


Parts:



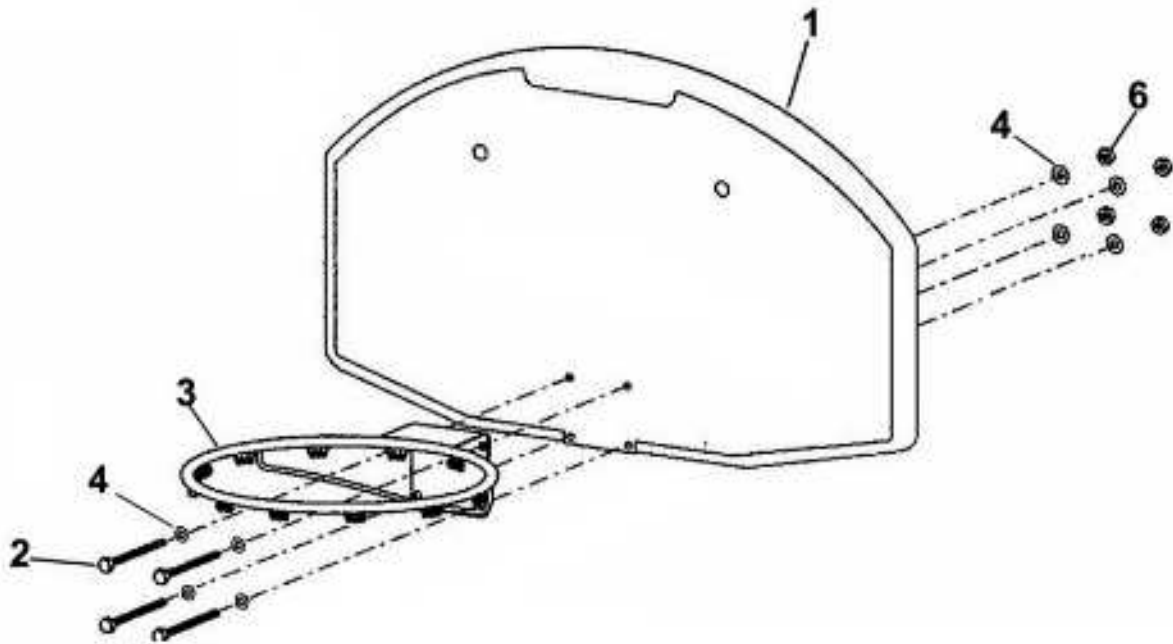
Tools Required:



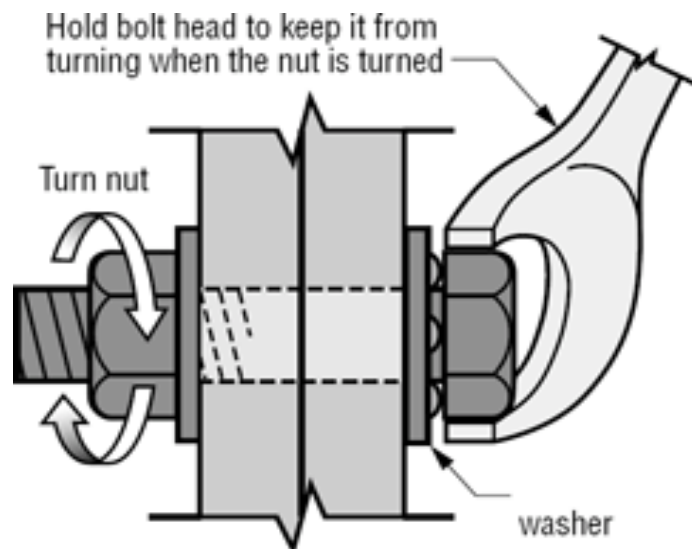
BEE-BALL




Step 1: Attach the rim to the backboard using the four bolts and nuts provided, tighten the bolts using your spanner set, make sure the bolts are tight.



Tip:



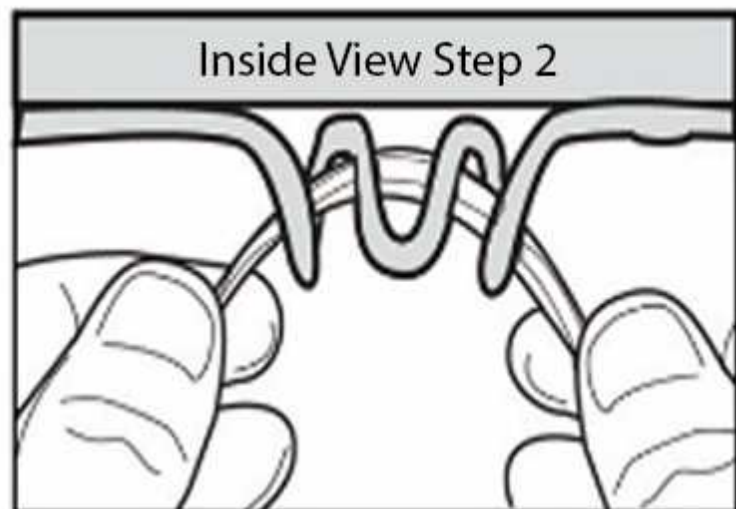
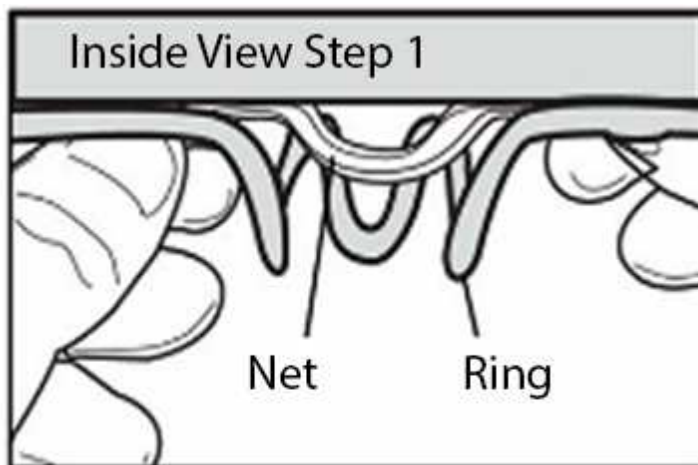
BEE-BALL





Step 2: Use the pre-drilled holes to attach the backboard to the surface of your choice. The wall fixings you require will depend on the wall you are affixing the backboard too, your local hardware store should be able to help with advice on the fixings required.

Step 3: Install the net


Fit the net from the outside in, loop the net over the hook and then pull.




BEE-BALL



Installation and Care Instructions



- If using a ladder during assembly, use extreme caution.
- Climate, corrosion or misuse could result in system failure.
- Minimum operational height is 6'6" (1.98m) to the bottom of the backboard.



Safety Instructions




WARNING

Read and understand warnings listed below before using this product.
Failure to follow these warnings may result in serious injury and/or property damage.

Owner must ensure that all players know and follow these rules for safe operation of the system.

- Owner must ensure that all players know and follow the rules for safe operation of the system.
- Do not hang on the rim or any part of the system including the backboard, rim, support braces or net.
- During play, especially when performing dunk type activities, keep players face away from the backboard, rim and net. Serious injury could occur if teeth/face come in contact with the backboard, rim or net.
- During play do not wear jewellery (rings, watches, necklaces etc) Objects may entangle in the net.
- Check the system before each use for loose hardware, excessive wear and signs of corrosion and repair before use.
- Never play on damaged equipment.

BEE-BALL



Big Game Hunters,
Holly House, Pinewoods Road, Longworth, Oxon,
OX13 5HG

Tel: 01865 392439

e: sales@biggamehunters.co.uk

w: www.biggamehunters.co.uk

tw: @thePlayExperts

We like to ensure our products are quick and easy to assemble so you can start enjoying your purchase as soon as possible. If you have any recommendations on how the assembly instructions could be improved, please let us know. We greatly value your opinion; please email all recommendations to instructions@biggamehunters.co.uk for us to review.